

VOLUNTEER CHRISTIAN BUILDERS

4619 Bellefontaine Ct., Arlington, TX 76017 Email – vcbuilders@att.net

Guidelines for Churches requesting help from Volunteer Christian Builders

Contact Information

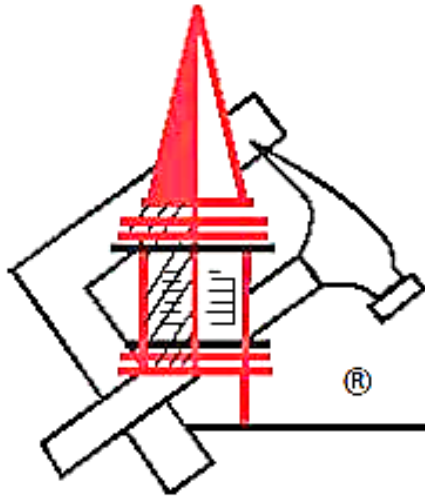
Bob Hawes, President
4880 Elmwood Lane
Beaumont, TX 77706
Phone 409-347-0541
E-mail – Barbo3732@aol.com

Joan Allen, Secretary
4619 Bellefontaine Ct.
Arlington, TX 76017
Phone 817-600-5553
E-mail – T-royandjoan@sbcglobal.net

Jesse Hawthorne, Project Coordinator
13330 FM 1004 W
Buna, TX 77612
Phone 409-994-4496
1-800-962-5318 Pin # 22
E-mail – vcbuilders@att.net

TO GOD BE THE GLORY, GREAT THINGS HE IS DOING

Web Page --- vcbuilders.org



VOLUNTEER CHRISTIAN BUILDERS

Daily and Weekly Schedules:

Our men work 5 days a week, usually from 7:30 am to 5:00 pm daily, taking 12:00 to 1:00 off for lunch and having a morning and afternoon break. During our morning break we have a short devotional each day. Our Retiree Crews generally work 2 week periods. Generally, our ladies do not work. Our Local Crews (non-retirees, sometimes call Summer Crews) generally work 1 week periods, but keep the same daily work schedule.

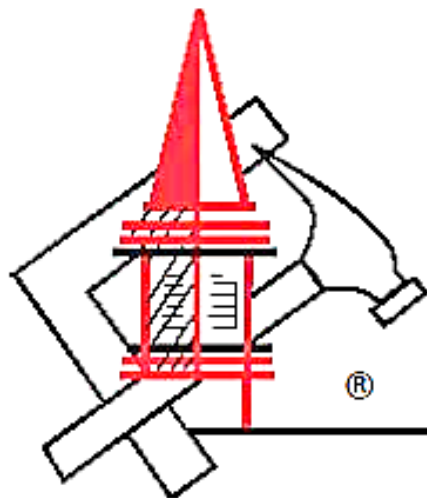
VCB Retiree & Summer Crews can do the following:

1. Frame building either conventionally or frame interior of metal building.
2. Install trusses. (Preference is for pre-built trusses and if truss span is greater than 35 feet, a crane will be needed to set the trusses.)
3. Deck, felt and roof building with 5/12 pitch or less. (Felt and shingles should be placed on roof by the church.) We do not install hot tar, built-up roofs.
4. Install rough-in electrical including breaker box. (Based on local ordinances and permits.)
5. Complete plumbing rough-in above slab depending on plumber availability.
6. Install insulation.
7. Install sheet rock and exterior siding.

8. Install platform, baptistry and steeple.
9. Complete outside trim, cornice and porches.
10. Install exterior windows, hang doors and interior trim.
11. Tape, float and texture on a limited basis.
12. Perform all work according to local and national codes.
13. Install suspended ceiling grids and tiles.
14. Build and install kitchen and bath cabinets.

VCB does not do the following:

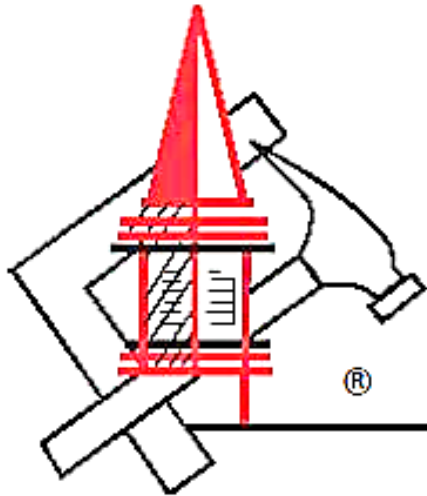
1. Lay brick or do concrete work.
2. Install floor covering.
3. Paint.
4. Deck or roof buildings with greater than 6/12 pitch.
5. Heating and Air Conditioning
6. Secure any permits required.
7. Engineer, draw or design the building



VOLUNTEER CHRISTIAN BUILDERS

Basic Guidelines for Churches

1. The slab foundation is to be poured and finished, including rough-in plumbing, and any metal building must be completed one week prior to the scheduled arrival of the Volunteer Christian Builders crew. (It might be noted that letters to Volunteer Christian Builders crew members are sent out 6--8 weeks in advance of the scheduled date of arrival.) The Crew Leaders may arrive on site several days prior to work beginning (depending on the crew) on the following Monday.
2. Temporary electric service for power tools and RV's is required near the slab site. The Volunteer Christian Builders will extend service to a distribution box on the slab for construction power. Check with electric utility to determine where permanent service will contact or enter building. (See Trailer Park notes.)
3. If conventional framing is to be used, the bolts for the floor plates should be placed at approximately 4-ft. intervals and extend 2 to 2-1/4 in. above finished slab. Volunteer Christian Builders will drill floor plates and bolt them down.
4. The Church (probably Church Building Committee) is to designate "one" of its members to present any requested changes in the plans to the CREW LEADER ONLY. Other church members should not request changes of other Volunteer Christian Builders.
5. The Church should make arrangements for ALL framing material (including windows) to be on site prior to scheduled starting date of construction. A firm schedule should be made (confirmed the week prior to start of construction) for pre-built trusses. Other materials (sheet rock, nails, baptistery, etc.) should have firm delivery dates. The Church should designate someone from the church to be present during construction days who will secure needed materials.
6. It is the RESPONSIBILITY OF THE CHURCH to determine if any permits and inspections are required and to SECURE them. The Volunteer Christian Builders will endeavor to meet and/or exceed all construction codes and inspections.
7. CREW LEADERS have the option to furnish all power-driven fasteners for their tools. If they decide to furnish them, a bill will be submitted at the end of the project and payment is expected prior to the CREW LEADER leaving the site.
8. Due to lead-time required to fabricate baptistery, steeples, and trusses, the firms furnishing these should be contacted 60-90 days prior to construction starting date. It is expected that the church will contact suppliers for all materials, unless the Crew Leader specifically requests otherwise.
9. The Church should attempt to have a clean-up crew at the building site each evening.
10. Scissor lifts may be required for high walls or ceilings.



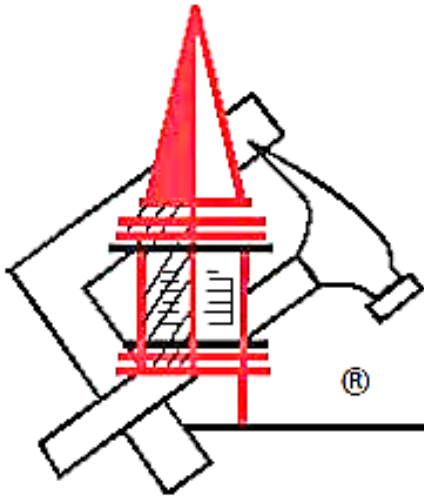
VOLUNTEER CHRISTIAN BUILDERS

Trailer Parking Guidelines

1. Electrical requirements is one or two 120/240 volt 200 amp Electrical Main Disconnects (depends on number of RV's, the Crew Leader will discuss this with you) with pass-through lugs for 2/0 copper or 4/0 aluminum wire. Each 200 amp disconnects to be fed by a 50 KVA or larger transformer and be within 50 ft. of RV parking. The Volunteer Christian Builders will use their electrical distribution system to the RV's.
2. Potable water service (at least one hose bib) should be available within 50 ft. of the trailer parking area.
3. Sewage facilities will need to be made available for RV's gray and black water. Often in rural areas the gray water can be drained directly on the ground away from the parking area, using the Volunteer Christian Builders hoses. A 4-in. opening should be at or below ground level into the city sewer system or a permanently installed septic system that black water can be dumped or pumped into.
4. A dumpster or some other container and/or someone to dispose of garbage and trash as needed should be arranged. The Volunteer Christian Builders will deliver their bagged garbage to the designated collection point.
5. The trailer parking area should be smooth and free of large rocks or holes. If covered with grass, it should be mowed just prior to the arrival of the trailers. Please check the site for fire ants, chiggers, etc., and treat prior to arrival of trailers.

NOTES

1. Ask your local electrical utility to install the permanent service transformer for the building prior to start of construction. Usually this transformer is of adequate size for the power to the trailer park and will be installed without charge. In most cases, the utility will charge the church to "put up and take down" a transformer for temporary electric service.
2. The Crew Leaders and their assistants may arrive several days before the starting date. This will vary by crew. These men will install the water, sewer and electrical lines within the trailer parking area. The facilities should be in place upon their arrival. Retiree crews will be in RV's (generally for 2 weeks), whereas, Summer crews have a few RV's, stay in motels, members' homes or at the church (generally for 1 week).



VOLUNTEER CHRISTIAN BUILDERS

Meals & Breaks Guidelines

1. Although it is not required, and has no effect on whether or not we assist a church/encampment, we ask the church/encampment to consider providing 1 or 2 meals for the workers and their wives on the days we work, if this can be done without placing a hardship on the church/encampment. This usually is a light lunch (for instance, sandwiches and/or soup) and a hot meal for supper. (Often other local churches will provide some of the meals if the church or Associational Director of Missions contacts them.) Volunteer Christian Builders will provide for their own breakfast and breaks. For non-retiree summer crews, breakfast may be requested.

We strongly encourage the local church members to sit down with us for food and fellowship at all meals and breaks. We have a devotional period after each morning break.

Garbage bags should be available to dispose of paper plates, plastic ware, napkins, and cups from meals and breaks.

2. The church is asked to furnish ice for meals, breaks and drinking water at the work site.

Miscellaneous Guidelines

1. If cherry picker, forklift or front-end loader is available from a church member, this will save time and work for the Volunteer Christian Builders if they do not have to set trusses by hand.

2. If equipment is available to off-load lumber, shingles, sheet rock, etc., it is very helpful.

3. Check with several suppliers of materials for best prices. They can also help determine quantities of materials for you. Often suppliers will “throw in” two or three cases of nails if requested when the lumber is ordered (if you request such nails, please ask the VCB Crew Leader what type nails they will be needing prior to requesting them.)

4. The installer of the HVAC will need to coordinate ductwork installation prior to sheetrock work.

5. The Baptistry to be installed should on site by the first day of construction.

6. It cannot be over-emphasized that materials must be on-site prior to the start of construction. Most churches and suppliers do not realize how fast a truckload of material can be used in framing up a building with a crew of 20 men.

7. We strongly encourage church members to be a part of the construction crew.

8. The ladies are generally willing to join with members of the church to participate in other ministries such as projects to benefit community ministries.